

Description:

22 AWG, 9 pairs, stranded (7x30) tinned copper conductors, PVC insulation, individual Beldfoil® shields, PVC jacket.

Physical Characteristics (Overall)

Conductor

AWG:

# Pairs	AWG	Stranding	Conductor Material
9	22	7x30	TC - Tinned Copper

Insulation

Insulation Material:

Insulation Material	Dia. (in.)
PVC - Polyvinyl Chloride	.062

Inner Shield

Inner Shield Material:

Inner Shield Trade Name	Type	Inner Shield Material	Coverage (%)
Beldfoil®	Tape	Aluminum Foil-Polyester Tape	100

Inner Shield Drain Wire AWG:

AWG
22

Inner Shield Drain Wire Stranding: 7x30

Inner Shield Drain Wire Conductor Material: TC - Tinned Copper

Outer Shield

Outer Shield Material:

Outer Shield Material
Unshielded

Outer Jacket

Outer Jacket Material:

Outer Jacket Material	Nom. Wall Thickness (in.)
PVC - Polyvinyl Chloride	.053

Outer Jacket Ripcord: Yes

Overall Cabling

Overall Cabling Lay Length & Direction:

Direction
Left-hand Lay

Overall Nominal Diameter: 0.530 in.

Pair

Pair Color Code Chart:

Number	Color
1	Black & Red and Numbered 1
2	Black & Red and Numbered 2
3	Black & Red and Numbered 3
4	Black & Red and Numbered 4

9332 Multi-Conductor - 300V Power-Limited Tray Cable

5	Black & Red and Numbered 5
6	Black & Red and Numbered 6
7	Black & Red and Numbered 7
8	Black & Red and Numbered 8
9	Black & Red and Numbered 9
Communication Wire	Orange

Mechanical Characteristics (Overall)

Operating Temperature Range:	-30°C To +105°C
Bulk Cable Weight:	145 lbs/1000 ft.
Max. Recommended Pulling Tension:	160 lbs.
Min. Bend Radius (Install)/Minor Axis:	5 in.

Applicable Specifications and Agency Compliance (Overall)

Applicable Standards & Environmental Programs

NEC/(UL) Specification:	PLTC, ITC, CMG
CEC/C(UL) Specification:	CMG
EU CE Mark:	Yes
EU Directive 2000/53/EC (ELV):	Yes
EU Directive 2002/95/EC (RoHS):	Yes
EU RoHS Compliance Date (mm/dd/yyyy):	04/01/2005
EU Directive 2002/96/EC (WEEE):	Yes
EU Directive 2003/11/EC (BFR):	Yes
CA Prop 65 (CJ for Wire & Cable):	Yes
MII Order #39 (China RoHS):	Yes

Flame Test

UL Flame Test:	UL1685 FT4 Loading
C(UL) Flame Test:	FT4
IEEE Flame Test:	1202
ICEA Flame Test:	T-29-520

Suitability

Suitability - Indoor:	Yes
Suitability - Outdoor:	Yes
Suitability - Burial:	Yes
Sunlight Resistance:	Yes

Plenum/Non-Plenum

Plenum (Y/N):	No
---------------	----

Surface Printing (Overall)

Surface Printing:	LEGEND: BELDEN 9332 E34972 9PR22 SHIELDED (UL) CMG 105C OR PLTC OR ITC SUN RES DIR BUR OR AWM 2464 80C 300V OR C(UL) CMG----FT4 IEEE 1202 (2 FT, 7 DIGIT SEQUENTIAL NUMBER) FEET
-------------------	--

Electrical Characteristics (Overall)

Nom. Inductance:

Inductance (µH/ft)

.21

Nom. Capacitance Conductor to Shield:

Capacitance (pF/ft)

9332 Multi-Conductor - 300V Power-Limited Tray Cable

45

Nom. Capacitance Conductor to Conductor:

Capacitance (pF/ft)
26

Nom. Conductor DC Resistance:

DCR @ 20°C (Ohm/1000 ft)
15

Ind. Pair Nominal Shield DC Resistance @ 20 Deg. C: 76 Ohm/1000 ft

Max. Operating Voltage - UL:

Voltage
300 V RMS (PLTC
CMG)
150 V RMS (ITC)

Max. Recommended Current:

Current
2.4 Amps per conductor @ 25°C

Put Ups and Colors:

Item #	Putup	Ship Weight	Color	Notes	Item Desc
9332 0601000	1,000 FT	143.000 LB	CHROME	C	9 #22 FS PR PVC PVC
9332 060500	500 FT	73.500 LB	CHROME	C	9 #22 FS PR PVC PVC

Notes:
C = CRATE REEL PUT-UP.

UL Instrumentation Cable

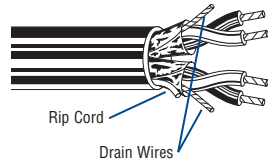
300V Power-Limited Tray Cables

Industrial Grade Sunlight- and Oil-Resistant Jackets

Description	Part No.	No. of Pairs/Triads	Color Code	Standard Lengths		Standard Unit Weight		Jacket Thickness		Nominal OD		Maximum Pull Tension		Minimum Bend Radius	
				Ft.	m	Lbs.	kg	Inch	mm	Inch	mm	Lbs.	N	Inch	mm

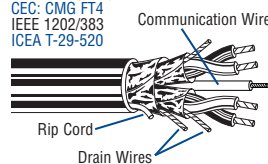
22 AWG Pairs Stranded (7x30) Tinned Copper Conductors • Twisted Pairs

Individually Shielded • PVC Insulation • Chrome PVC Jacket															
NEC: PLTC, ITC, CMG CEC: CMG FT4 IEEE 1202/383 ICEA T-29-520	9328	2	E2	500	152.4	23.5	10.2	.042	1.07	.323	8.20	54	240	3.00	76.20
				1000	304.8	46.0	20.9								
	9329	3	E2	500	152.4	29.5	13.4	.042	1.07	.341	8.66	54	240	3.50	88.90
				1000	304.8	60.0	27.3								
	9330	4	E2	500	152.4	39.0	17.7	.042	1.07	.372	9.45	110	489	3.50	88.90
				1000	304.8	75.0	34.0								
	9331	6	E2	500	152.4	55.0	24.5	.053	1.35	.457	11.61	101	449	4.33	109.98
				1000	304.8	111.0	50.4								
	9332	9	E2	500	152.4	75.0	34.1	.053	1.35	.530	13.46	160	711	5.00	127.00
				1000	304.8	145.0	65.9								
	9333	11	E2	500	152.4	89.0	40.5	.053	1.35	.592	15.04	160	711	5.50	139.70
				1000	304.8	177.0	80.5								
	9335	19	E2	500	152.4	141.5	64.3	.063	1.60	.711	18.06	264	1174	6.50	165.10
				1000	304.8	287.0	130.5								



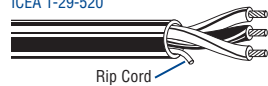
22 AWG Pairs Stranded (7x30) Bare Copper Conductors* • Twisted Pairs

Individually Shielded + Overall Beldfoil® Shield (100% Coverage) • PVC Insulation • PVC Jacket (Black or Chrome)															
NEC: PLTC, ITC, CMG CEC: CMG FT4 IEEE 1202/383 ICEA T-29-520	3001A[†]	2	E1	Bulk ^{††}	Bulk	—	—	.042	1.07	.324	8.23	54	240	3.25	82.55
	3005A[†]	4	E1	Bulk ^{††}	Bulk	—	—	.043	1.09	.360	9.14	115	511	3.50	88.90
	3007A[†]	8	E1	Bulk ^{††}	Bulk	—	—	.053	1.35	.497	12.62	250	1112	5.25	133.35
	3009A[†]	12	E1	Bulk ^{††}	Bulk	—	—	.053	1.35	.570	14.48	300	1334	5.75	146.05
	3011A[†]	16	E1	Bulk ^{††}	Bulk	—	—	.064	1.63	.674	17.12	350	1557	6.25	158.75
	3013A[†]	24	E1	Bulk ^{††}	Bulk	—	—	.065	1.65	.800	20.32	540	2402	8.00	203.20
	3015A[†]	50	E1	Bulk ^{††}	Bulk	—	—	.075	1.91	1.050	26.67	1330	5916	10.50	266.70

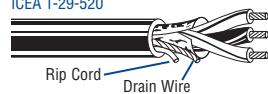


22 AWG Triads Stranded (7x30) Tinned Copper Conductors • Twisted Triads

Unshielded • PVC Insulation • Chrome PVC Jacket															
NEC: PLTC, ITC, CMG CEC: CMG FT4 IEEE 1202/383 ICEA T-29-520	9491	1	E1	U-500	U-152.4	12.5	5.7	.037	.94	.208	5.28	29	129	2.00	50.80
				U-1000	U-304.8	23.0	10.4								

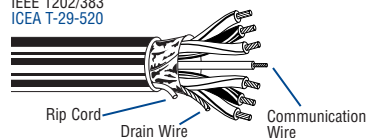


Overall Beldfoil Shield (100% Coverage) • PVC Insulation • Chrome PVC Jacket															
NEC: PLTC, ITC, CMG CEC: CMG FT4 IEEE 1202/383 ICEA T-29-520	9363	1	E1	U-500	U-152.4	13.5	6.1	.037	.94	.208	5.28	29	129	2.00	50.80
				U-1000	U-304.8	26.0	11.8								



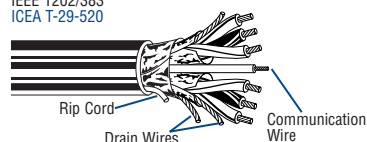
22 AWG Triads Stranded (7x30) Bare Copper Conductors* • Twisted Triads

Overall Beldfoil Shield (100% Coverage) • PVC Insulation • PVC Jacket (Black or Chrome)															
NEC: PLTC, ITC, CMG CEC: CMG FT4 IEEE 1202/383 ICEA T-29-520	3002A	2	E1	Bulk ^{††}	Bulk	—	—	.043	1.09	.330	8.38	62	275	3.50	88.90



For Exposed Run rated cable, order 3002AE

Individually Shielded + Overall Beldfoil Shield (100% Coverage) • PVC Insulation • PVC Jacket (Black or Chrome)															
NEC: PLTC, ITC, CMG CEC: CMG FT4 IEEE 1202/383 ICEA T-29-520	3003A	2	E1	Bulk ^{††}	Bulk	—	—	.043	1.09	.330	8.38	82	364	3.25	82.55



For Exposed Run rated cable, order 3003AE

*For tinned copper conductors, order with B suffix.

†For Exposed Run rated 3000 series cables, order with "E" suffix, e.g. 3001AE.

E1, E2 = Refer to Technical Information section for color code. Alternate color coding available upon request.

Multiple pair or triad cables have each pair/triad numbered for ease of identification.

††Bulk = Check length available for specific construction.